

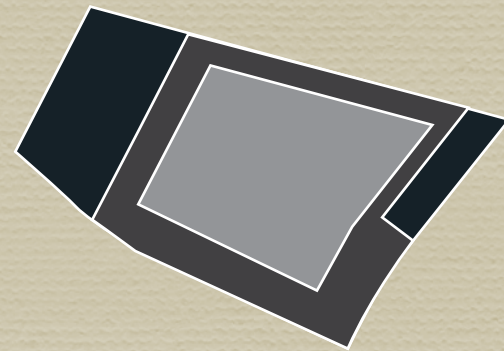
# Stonebridge at Whistler

## LOT 19



### LOT INFORMATION

	sq m	acres
BUILDING ENVELOPE	3,390	0.837
LANDSCAPE ENVELOPE	2,800	0.691
PRESERVATION AREAS	2,250	0.555
TOTAL AREA	8,440	2.083

### COMPLETE LOT PLAN



-  BUILDING ENVELOPE
-  LANDSCAPE ENVELOPE
-  PRESERVATION AREAS



YOUR VIEW  
Imagine the possibilities....